

MCPS School Start Time Survey - Elementary Staff

School start time results for elementary staff.

All Shown Pages

414 responses

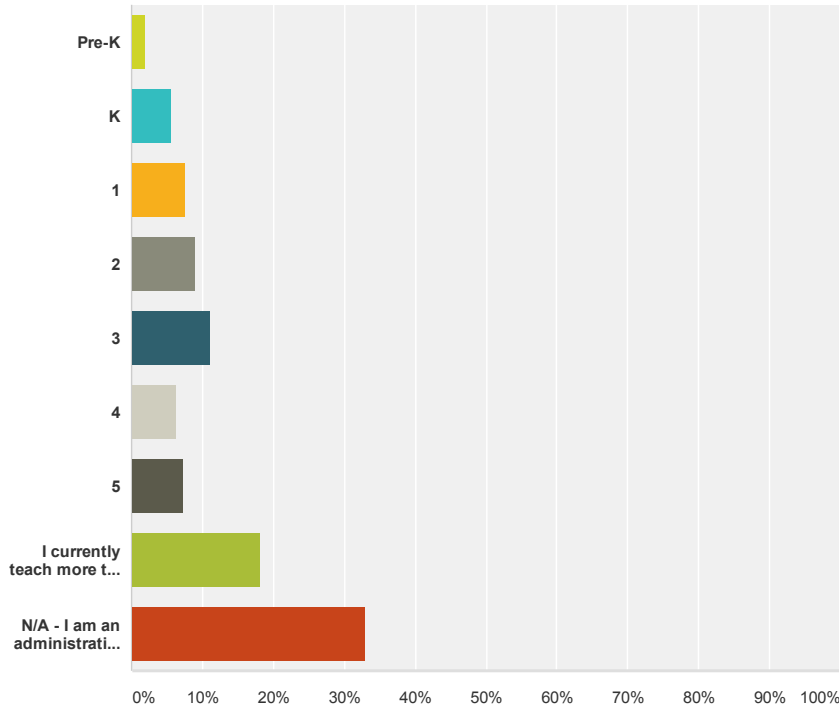
November 24, 2014 - December 15, 2014

2 views

Q1

What grade(s) do you teach?

Answered: 412 Skipped: 2

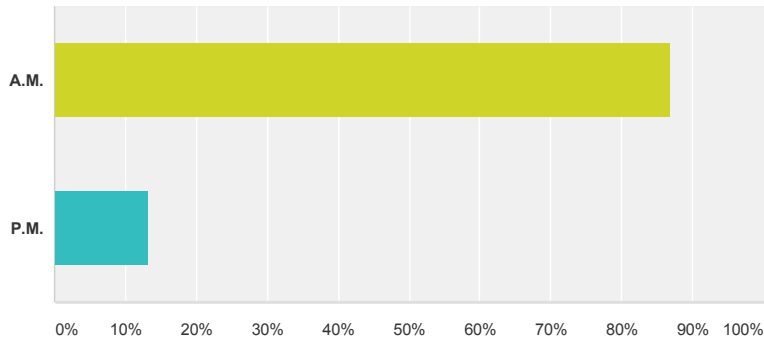


Answer Choices	Responses
Pre-K	1.94% 8
K	5.58% 23
1	7.52% 31
2	8.98% 37
3	11.17% 46
4	6.31% 26
5	7.28% 30
I currently teach more than one grade level	18.20% 75
N/A - I am an administrative or support staff member	33.01% 136
Total	412

Q2

When are your students more alert?

Answered: 397 Skipped: 17

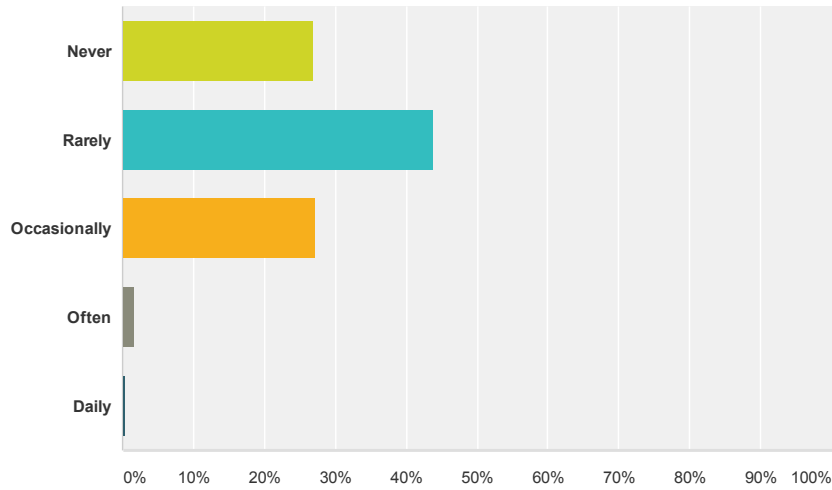


Answer Choices	Responses
A.M.	86.90% 345
P.M.	13.10% 52
Total	397

Q3

How often do you see students fall asleep in class?

Answered: 402 Skipped: 12

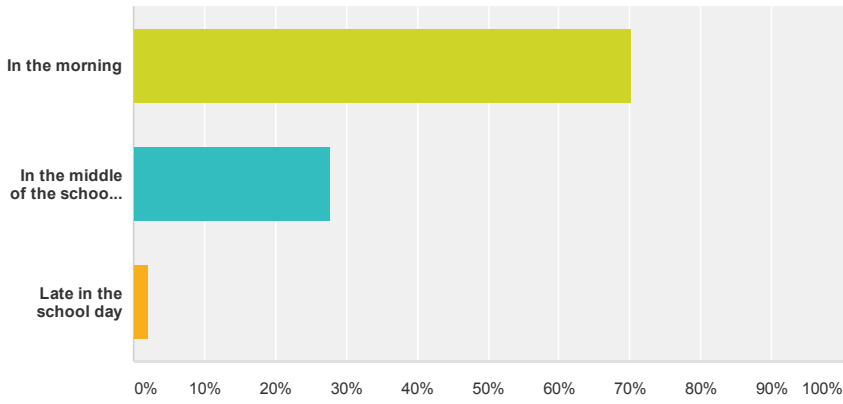


Answer Choices	Responses
Never	26.87% 108
Rarely	43.78% 176
Occasionally	27.11% 109
Often	1.74% 7
Daily	0.50% 2
Total	402

Q4

Do the majority of your students appear to be more ready to learn and engaged?

Answered: 399 Skipped: 15

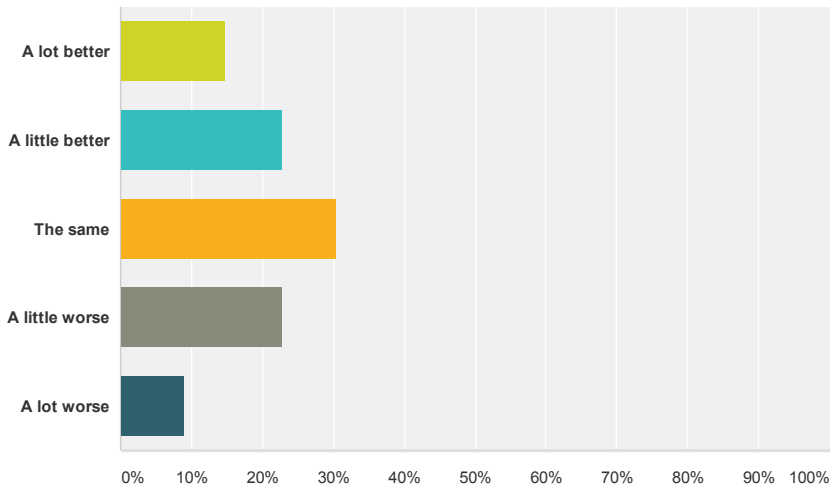


Answer Choices	Responses	
In the morning	70.18%	280
In the middle of the school day	27.82%	111
Late in the school day	2.01%	8
Total		399

Q5

As an educator, how do you feel your students would perform if school started earlier?

Answered: 399 Skipped: 15

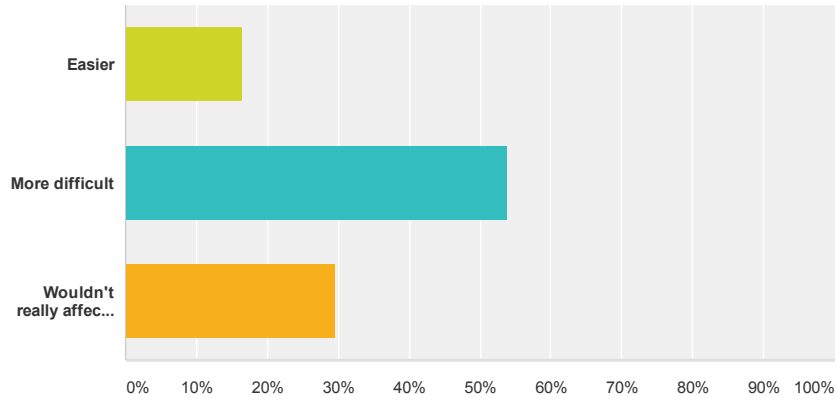


Answer Choices	Responses	
A lot better	14.79%	59
A little better	22.81%	91
The same	30.58%	122
A little worse	22.81%	91
A lot worse	9.02%	36
Total		399

Q6

An earlier school start time would make your own schedule:

Answered: 408 Skipped: 6

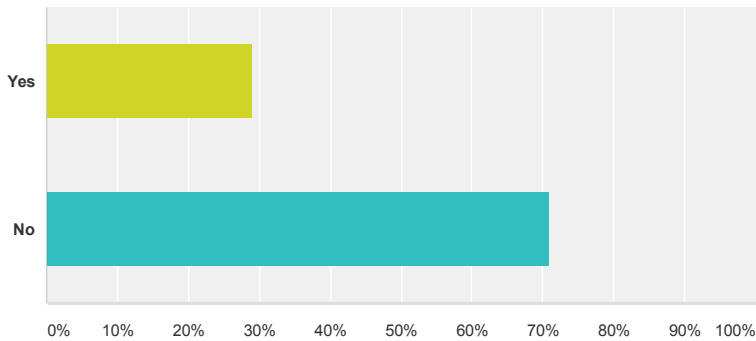


Answer Choices	Responses
Easier	16.42% 67
More difficult	53.92% 220
Wouldn't really affect me	29.66% 121
Total	408

Q7

Would an earlier start time conflict with a second job or child care arrangements you currently have?

Answered: 408 Skipped: 6

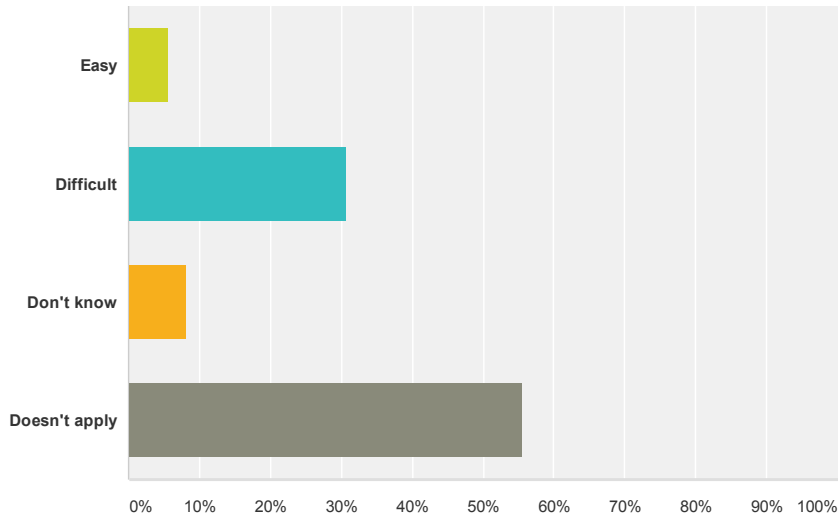


Answer Choices	Responses
Yes	28.92% 118
No	71.08% 290
Total	408

Q8

If you answered "Yes" to question 7, would it be easy or difficult for you to accommodate an earlier schedule?

Answered: 319 Skipped: 95

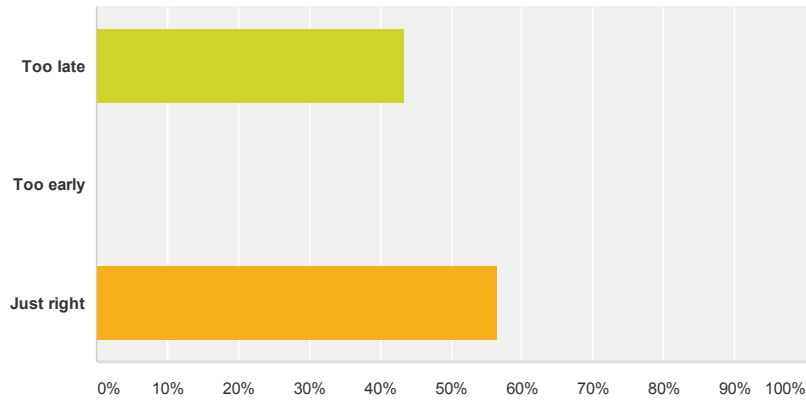


Answer Choices	Responses	Count
Easy	5.64%	18
Difficult	30.72%	98
Don't know	8.15%	26
Doesn't apply	55.49%	177
Total		319

Q9

In your opinion, the current MCPS elementary school start time of 9:00 A.M. is:

Answered: 403 Skipped: 11

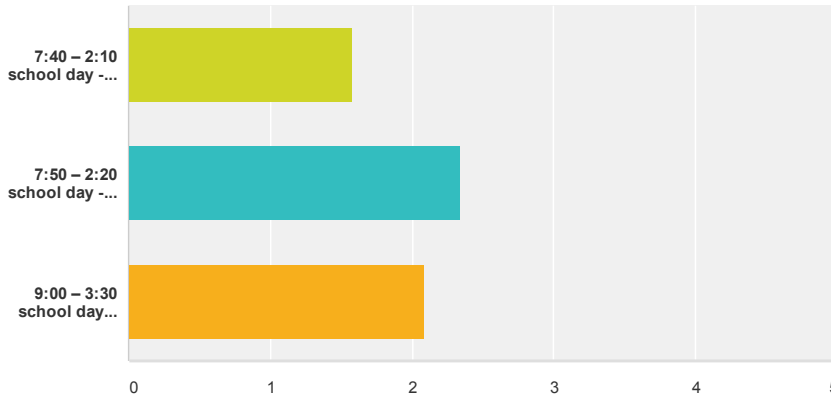


Answer Choices	Responses	Count
Too late	43.42%	175
Too early	0.00%	0
Just right	56.58%	228
Total		403

Q10

Please rank the following possible elementary school schedules: 1=Most Preferred to 3=Least Preferred. Once you select your ranking for the first item, the order for all items will change to reflect your preference (for example, if you select 9:00 – 3:30 as the number 1 slot, it will move up to that position and you can select one of the others as number 2).

Answered: 398 Skipped: 16

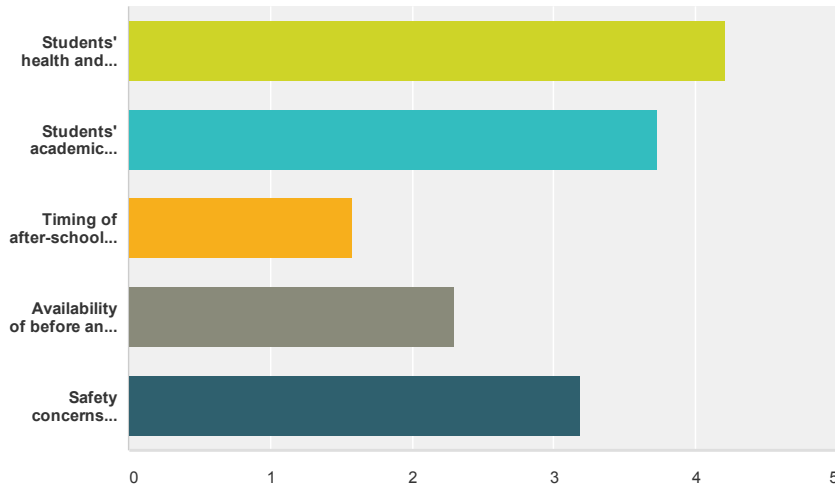


	1	2	3	Total	Score
7:40 – 2:10 school day - Range of bus pickup times 6:30 – 6:55	13.57% 54	30.90% 123	55.53% 221	398	1.58
7:50 – 2:20 school day - Range of bus pickup times 6:50 – 7:05	38.04% 151	57.68% 229	4.28% 17	397	2.34
9:00 – 3:30 school day (current schedule) - Range of bus pickup times 7:45-8:08	48.49% 193	11.56% 46	39.95% 159	398	2.09

Q11

Please rank the following factors when considering the best school start time for students. 1 = Most important to 5 = Least important. Once you select your ranking for the first item, the order for all items will change to reflect your preference (for example, if you select my child's health and sleep as the number 1 slot, it will move up to that position and you can select one of the others as number 2).

Answered: 378 Skipped: 36

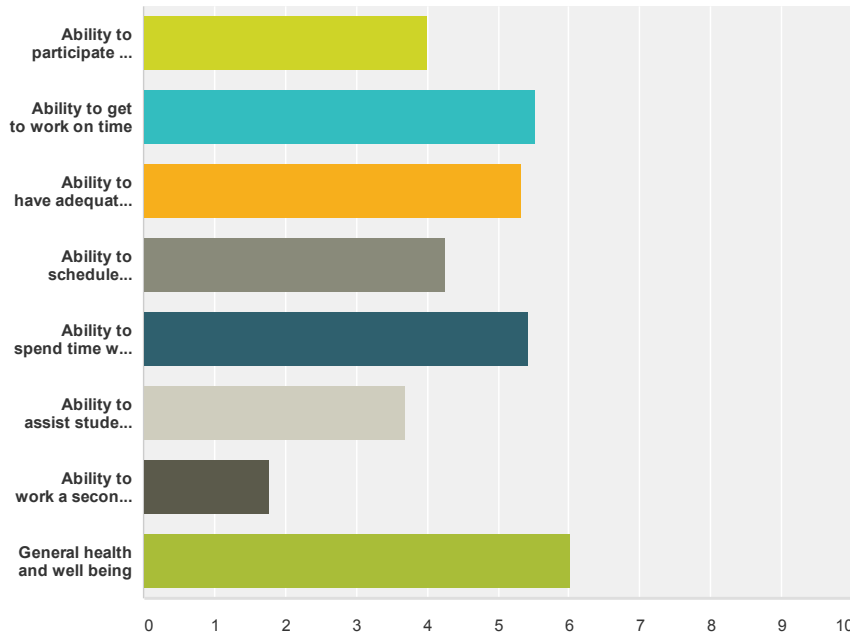


	1	2	3	4	5	Total	Score
Students' health and sleep	48.68% 184	30.95% 117	14.02% 53	5.56% 21	0.79% 3	378	4.21
Students' academic performance	23.28% 88	35.98% 136	31.75% 120	8.47% 32	0.53% 2	378	3.73
Timing of after-school/extra-curricular activities	0.00% 0	1.59% 6	14.55% 55	24.07% 91	59.79% 226	378	1.58
Availability of before and after-school child care for students	5.56% 21	9.79% 37	15.08% 57	47.88% 181	21.69% 82	378	2.30
Safety concerns related to traveling to/from school	22.49% 85	21.69% 82	24.60% 93	14.02% 53	17.20% 65	378	3.18

Q12

Please rank the following factors when considering the best school start time for you as an educator. 1 = Most important to 8 = Least important. Once you select your ranking for the first item, the order for all items will change to reflect your preference (for example, if you select Ability to participate in professional development as the number 1 slot, it will move up to that position and you can select one of the others as number 2).

Answered: 379 Skipped: 35



	1	2	3	4	5	6	7	8	Total	Score
Ability to participate in professional development	4.49% 17	8.18% 31	11.87% 45	13.46% 51	16.89% 64	19.26% 73	17.94% 68	7.92% 30	379	4.01
Ability to get to work on time	21.64% 82	20.05% 76	17.68% 67	10.03% 38	11.08% 42	5.54% 21	8.97% 34	5.01% 19	379	5.54
Ability to have adequate planning time	12.40% 47	15.30% 58	20.05% 76	20.32% 77	16.09% 61	8.97% 34	5.28% 20	1.58% 6	379	5.32
Ability to schedule personal appointments	3.43% 13	5.28% 20	13.98% 53	21.64% 82	21.11% 80	17.68% 67	14.25% 54	2.64% 10	379	4.25
Ability to spend time with family	16.40% 62	20.90% 79	14.81% 56	14.29% 54	13.23% 50	11.90% 45	6.88% 26	1.59% 6	378	5.42
Ability to assist students before/after school	3.96% 15	7.65% 29	6.60% 25	9.23% 35	13.46% 51	29.55% 112	25.86% 98	3.69% 14	379	3.69
Ability to work a second job	2.11% 8	2.90% 11	1.85% 7	2.90% 11	1.06% 4	2.90% 11	15.57% 59	70.71% 268	379	1.78
General health and well being	35.62% 135	19.79% 75	13.19% 50	8.18% 31	7.12% 27	4.22% 16	5.28% 20	6.60% 25	379	6.02

